

INSTALLATION INSTRUCTIONS - EFFISUS EASYREPAIR MEMBRANE

Substrate Preparation

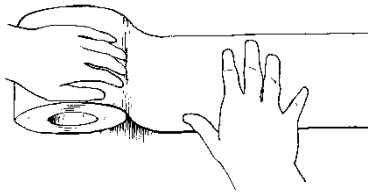
1



All substrates should be dry. Please clean all non-absorptive, smooth substrates, using the Effisus Setup PR Cleaner. Remove any loose material from absorptive, porous substrates, such as concrete, and sub-coat these substrates with the Effisus Coat EP Primer. Allow the primer to flash off. Bonding operations cannot be carried out at temperatures below -29°C. For temperatures between 4.5°C and -29°C always sub-coat the substrates with Effisus Coat EP Primer.

Connecting Operations

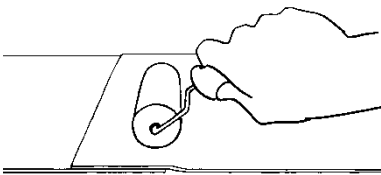
2



There mustn't be less than 2.5cm of Effisus Easyrepair Membrane on each side of the joint. Install Effisus Easyrepair Membrane over the repair area, removing the release liner gradually, to prevent contamination of the adhesive prior to application. Roll with pressure using a steel roller, to activate bonding process. Apply gently and without tension.

Overlaps

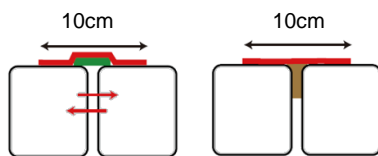
3



Seams between Effisus Easyrepair Membranes should have a minimum overlap of 100mm. Adhere the top Effisus Easyrepair Membrane over the bottom Effisus Easyrepair Membrane. Roll with pressure using a steel roller, to activate bonding process.

Particular Cases

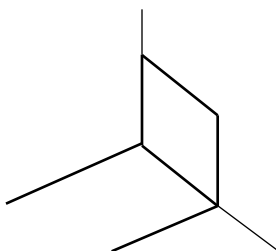
4



If movement is expected, apply the Effisus 2Bond DS Tape in the joint first and then apply the Effisus Easyrepair Membrane. This combination is better for absorbing movements than one layer of Effisus Easyrepair Membrane. Joints with gaps need to be filled with non solvent-based caulking, or by rolling Effisus 2Bond DS Tape into a rope and press it into the gap. Do not use a solvent based sealant, since it can damage the back of Effisus Easyrepair Membrane. Then, apply minimum 10cm Effisus Easyrepair Membrane (keeping a minimum of 2.5 on each side).

Corners and Other Details

5



Pay attention to not stretch the Effisus Easyrepair Membrane, lay it gently. Effisus Easyrepair Membrane doesn't have an elastic memory. So, it requires less expertise to use in these situations. The Effisus Easyrepair Membrane's perimeter, inner and outer corners, and other details, can be sealed with the Effisus Block EK Sealant.